SKIN ANALYZER CHOOSE MEICET

MC-88

Meicet Facial Skin Analysis

5MILLIONS REAL SKIN CASES

Professional Skin Analysis Machine

Best Marketing Partner

MC-88

Meicet Facial Skin Analysis

Meicet MC88 and its software have been developed by our own engineers. It's Patent and Brand Name in China. It's a professional and expensive high resolution Korean light and camera system. It's also the most cost effective and offers a wide range of skin analysis options.

MC88 is an essential tool for any spa, dermatologists, aesthetic clinics, cosmetic surgeons, beauty salons, companies, and so on.

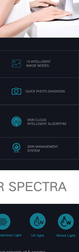

- 5 MILLION SKIN DATABASE
- 15 INTELLIGENT IMAGE MODES
- VISUAL ANALYSIS
- QUICK PHOTO SHOWCES
- UNLIMITED CLOUD STORAGE
- SKIN CLOUD INTELLIGENT ALGORITHM
- PRICEY TOOLS OF SKIN CHAMPIONS
- SKIN MANAGEMENT SYSTEM

5 MAJOR SPECTRA

RGB Light · Cross-polarized · Parallel · Polarized Light · UV light · Wood Light

Through the unique optical principle of 5 spectra, the Skin Analyzer adopts integrated graphics and image analysis technique to comprehensively analyze and interpret the deep skin symptoms.

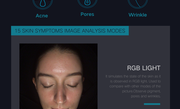

15 INTELLIGENT IMAGE MODES

Sensitive · Surface of Pigment · Deep spot · Acne · Pores · Wrinkle

15 SKIN SYMPTOMS IMAGE ANALYSIS MODES

RGB LIGHT

It enhances the contrast between skin and pigment. It's used to analyze the distribution of the pigment and the various features of the pores and wrinkles.

15 SKIN SYMPTOMS IMAGE ANALYSIS MODES

RED PIGMENT SENSITIVE /ID HEAT

Light that penetrates the skin. It shows color of the redness of the skin and it helps the distribution of sebaceous and blood. Light Source: Cross-polarized light.

Mechanism: Cross-polarized light filters reflected glare effects to the area with high redness, so the redness of the skin and the color of the spots and pigments can clearly stand out. This technique's contrast is the area with redness and the area with pigment. It clearly shows the distribution of redness, blood vessels, and pigment.

Spots: Dot-like, Vocally clock-like

Redness: Patchy

15 SKIN SYMPTOMS IMAGE ANALYSIS MODES

PIGMENT PREDICTION

Light is cross-polarized through a filtered lens to remove the reflection of the light, so the skin's surface is more clear and clearly visible. You can see the superficial pigmentation, the color of the pigmentation, and the depth of the pigmentation. It's used to analyze the pigmentation and damage.

If you want to do maintenance, you can have a look at the condition of the skin.

15 SKIN SYMPTOMS IMAGE ANALYSIS MODES

BROWN AREA

The more uniform the distribution of the brown area, the better the skin's tone and texture. It's used to analyze the distribution of excident spots and pigments.

15 SKIN SYMPTOMS IMAGE ANALYSIS MODES

ACNE /PORES

On UV images, you can see the deeper skin condition and analyze pigment problems under the skin. Industry's leading technology, UV light source means.

15 SKIN SYMPTOMS IMAGE ANALYSIS MODES

WRINKLES PREDICTIONS

Light is Parallel Polarized Image. It helps to see the wrinkles and pores. It's used to analyze the wrinkles and pores. It's used to analyze the distribution of the wrinkles and pores. Wrinkles: the distribution of the wrinkles and pores. Wrinkles: the distribution of the wrinkles and pores. Pores: the distribution of the pores. Pore Wrinkles: Vertical wrinkles. Pore Wrinkles: Horizontal wrinkles. Pore wrinkles are spread in X-Y shape (diagonal).

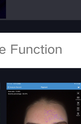

15 SKIN SYMPTOMS IMAGE ANALYSIS MODES



BLACK WHITE IMAGE AND DEEP SPOT

Light is Cross-polarized Image. It can detect deeper spots than the other modes. It's used to analyze the distribution of the spots. Light: On Light Image, you can see all the spots. Black Spots: Black spots are pigmented spots. Red spots: Red spots are pigmented spots.

15 SKIN SYMPTOMS IMAGE ANALYSIS MODES

GREEN IMAGE

It's used for distribution of dead cells, mild dead, and moisture.

15 SKIN SYMPTOMS IMAGE ANALYSIS MODES



WOOD LIGHT

It is mainly used to detect deep skin problems, showing skin condition deeper than the UV sections, such as skin, vitiligo and Rosacea.

Software Function

OTHER FUNCTION

- Multi-image contrast
- Customer-case management
- Bluetooth connection method
- Spot positioning
- Recommend product
- Mirror Contrast

SKIN ANALYZER CHOOSE MEICET

MC-88

Meicet Facial Skin Analysis